



# PGIM INDIA LOW DURATION FUND

An open ended low duration debt scheme investing in instruments such that the Macaulay duration of the portfolio is between 6 months to 12 months

February 2021

## Why invest in PGIM India Low Duration Fund?

PGIM India Low Duration Fund is a fund that seeks to generate income by investing primarily in low duration debt and money market instruments.

## Investment Strategy

- The key element of the investment strategy for the fund is the identification of high quality issuers in the short duration space with rating primarily in the AA+ and AA category.
- The scheme is actively managed both for credit and rates.
- A variety of macro parameters that are likely to impact rates are routinely assessed while internal rating models are employed to evaluate and monitor credit risk of the underlying holdings in the fund.
- Strict portfolio discipline and actively managed mark to market holdings help in moderating the return volatility.

## Portfolio Characteristics\*

- The lowest rating in corporate bond holdings in the fund would be AA-
- Macaulay Duration of the fund will range from 6 to 12 months

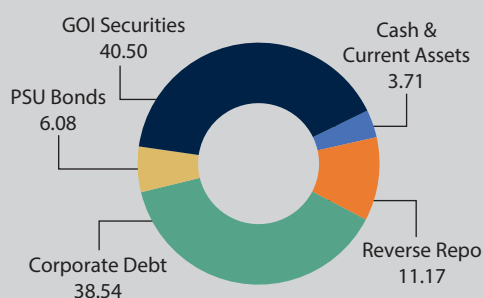
## Portfolio Positioning\*

- To maintain liquidity in the portfolio at all times, the portfolio will comprise of holdings in CDs and CPs. And for the purpose of generating carry for the fund, investments would be made in short tenor corporate bonds in the AAA and AA categories.
- Given the relatively shorter tenor of the product, liquidity and credit safety are primary considerations in the construct of the fund.

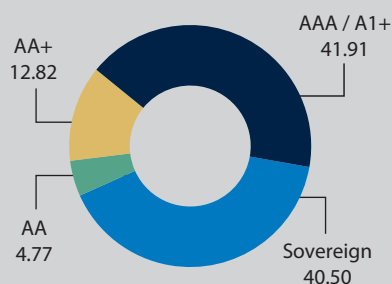
## Who should invest?

PGIM India Low Duration Fund is ideal for investors seeking to invest in a portfolio of debt and money market instruments for an investment horizon of 6 to 12 months.

## Asset Allocation (% AUM)



## Credit Quality Profile (% AUM)



## Fund Details

AUM as on February 28, 2021 (₹ in Crore):	50.72
<b>For the Debt Portfolio</b>	
Portfolio Yield (%)	4.93
Macaulay Duration (year)	0.75
Modified Duration (year)	0.73
Average Portfolio Maturity (year)	0.79

## Portfolio Holdings

Issuer	% to Net Assets	Rating
Government Of India - Gilts - 6.84% 2022	20.56	SOV
Oriental Nagpur Betul Highway Limited <sup>1</sup>	19.95	CRISIL AAA
5.09 GOI Mat 2022	19.94	SOV
Shriram Transport Finance Co. Ltd.	12.82	CRISIL AA+
Rural Electrification Corporation Ltd.	5.48	CRISIL AAA
JM Financial Products Ltd	4.77	ICRA AA
Aditya Birla Finance	1.00	ICRA AAA
Power Finance Corporation Ltd.	0.60	CRISIL AAA

<sup>1</sup> NHAI annuity road project

## Fund Manager's View

### GDP Print

- GDP data for Q3 came in at +0.4% around market consensus of +0.6%.
- GVA growth was higher at 1%, indicating a higher subsidy payout by the government in the period. Internals suggest a pick up in manufacturing, electricity and construction while mining is still in the negative zone. This is largely corroborating IIP prints in the last few months.
- Services still remain affected by the diminished physical movements and discretionary activities such as travel and tourism among others, owing to the delay in vaccine roll-outs that are expected to happen post March. The revival of services, therefore, is expected to take a few more quarters.

### Rates and liquidity

- Rates sold off during the month. Pressures started accentuating post the budget as markets fully grasped the extent of the supply likely to hit the market in FY 22 besides the additional INR 800 bio issuance for FY 21.
- The second fortnight also witnessed a gradual hardening in US yields which added to a further pressure on local yields, as fears mounted of a gradual sell off from emerging markets. US yields rose from 1.29% to 1.61% in a span of a week with expectations of a strong recovery, further stimulus measures of USD 1.9 trillion and rise in commodity prices.
- The other feature that was adding to the market nervousness was the continuous devolvement at the auctions, with a large portion remaining unsold. Notably, RBI moving to a "uniform price auction" for the longer bond did not help matters much as the devolvement kept on continuing.
- Markets seem to demand higher yields despite the Governor's repeated statements that the yield curve would be managed through an array of tools at RBI's behest and that the yield curve was a "public good" that needed more attention.
- Market demand and preference for outright and larger sized OMOs (Open Market Operations) over Operation twists (which are liquidity neutral) has not been heeded by RBI fully, which is also reflecting the rigidity in higher

yields. As a result benchmark 10 year yields move higher by almost 30 bps post the budget day, factoring in all of these worries.

- On liquidity, markets seem to believe that the excess liquidity will be absorbed by RBI faster than indications in the statements in the February policy. Short OIS (2y), reflects this fear expressed in the steepness.
- System liquidity however remained quite comfortable for the month, with LAF tracking upwards at INR 6 trillion on a consistent basis. Barring short term fluctuations, overnight rates such as Treps and Repo have also been under the Reverse Repo levels.

### Outlook

- Rising yields is the focus of bond markets and needs urgent addressing to soothe market nerves.
- Inflation which was rising through 2020, seems to be cooling off a bit. This is reflected in the last 2 prints that came off a peak of 7.60%. Base effects are favourable post March and the recent surge in food inflation should finally see some respite as the winter months end and the transport and logistical hurdles witnessed through most of the pandemic also ease off.
- Forex which was appreciating for most part of the recent months witnessed some reversal in February given the EM sell off in bonds as US yields surged and market fears of a repeat of taper tantrum surfaced. It is unlikely though that the US Fed will tighten any time soon after having clearly communicated the willingness to look at average inflation going forward rather than a pure headline number. Moreover, full employment alone is not sufficient to alter the course of monetary policy.
- RBI has its job cut out for itself as we enter the last month of the financial year and record G Sec issuance volumes are slated for the next fiscal. Given the backdrop of a strong recovery, large issuance volumes, a gradual normalisation of liquidity and stubborn commodity prices, and a rise in US yields, we remain watchful on the longer end of the yield curve. We prefer the shorter end of the curve in the 1-3 year duration, which offers better carry subsequent to the normalization in yields in January.

## About Us

PGIM India Mutual Fund is a wholly owned business of PGIM, the global investment management business of the US based Prudential Financial, Inc. (PFI). PGIM India Mutual Fund offers a broad range of equity and fixed income solutions to retail and institutional investors throughout the country. We manage 21 open-ended funds operated by 14 investment professionals. In addition to managing our investors assets through domestic Mutual Funds, we also offer Offshore Funds and Portfolio Management Services. The fund house leverages the strength and stability of PGIM's 140-year legacy to build on its decade long history in India.

PGIM is the global investment management business of PFI, one of the top 10 investment managers\* with over USD 1.5 trillion<sup>1</sup> in asset under management. PGIM offers a wide range of actively managed asset classes and investment styles including Equities, Fixed Income and Real Estate. PGIM employs over 1300+ investment professionals serving investors in 52 countries and follows a multi-manager model with strong capabilities beyond traditional assets.

Source: *pgim.com \*Pensions & Investments Top Money Managers list, June 1, 2020; ranking reflects largest money managers by assets under management as of March 31, 2020; based on PFI total worldwide assets under management as of March 31, 2020. <sup>1</sup>All Information as of December 31, 2020.*

## Asset Allocation

Instruments	Indicative allocations (% of total Assets)		Risk Profile
	Minimum	Maximum	
Debt and Money Market Instruments including Government securities	0%	100%	Low to Medium

The Macaulay Duration of the portfolio will be maintained between 6 months to 12 months. Please refer to the Scheme Information Document for more details on asset allocation.

## Key Features



**Benchmark index:**  
CRISIL Low Duration Debt Index



**Fund Manager:**  
Mr. Kumaresh Ramakrishnan



**Exit load:** Nil.

No exit load will be charged for switches and STP between debt schemes of PGIM India Mutual Fund except from PGIM India Insta Cash Fund.

No exit load will be charged for switches and STP from debt schemes except PGIM India Insta Cash Fund to Equity, Hybrid, FOF of PGIM India Mutual Fund.

## Investment Style Box

### Credit Quality

High Medium Low

			High
			Medium
			Low
			Very Low

Interest Rate Sensitivity

**Macaulay Duration:** The Macaulay duration is the weighted average term to maturity of the cash flows from a bond. The weight of each cash flow is determined by dividing the present value of the cash flow by the price.

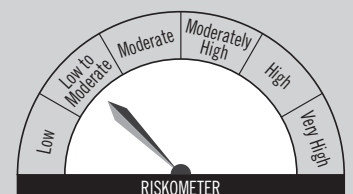
Connect with us on: [www.pgimindiamf.com](http://www.pgimindiamf.com) 1800 2667 446

## Riskometer

This product is suitable for investors who are seeking\*:

- Income over the short term
- Investment in low duration debt and money market instruments
- Degree of risk – LOW TO MODERATE

\*Investors should consult their financial advisers if in doubt about whether the product is suitable for them.



Investors understand that their principal will be at low to moderate risk

The views of the Fund Manager should not be construed as an advice and investors must make their own investment decisions regarding suitability of the funds based on their specific investment objectives and financial positions and using such independent advisors as they believe necessary.

© 2020 Prudential Financial, Inc. (PFI) and its related entities. PGIM, the PGIM logo, and the Rock symbol are service marks of PFI and its related entities, registered in many jurisdictions worldwide.

**Mutual Fund investments are subject to market risks, read all scheme related documents carefully.**