



**PGIM**  
India Mutual Fund

Gain from experience

# PGIM INDIA FLEXI CAP FUND

(Flexi Cap Fund - An open-ended dynamic equity scheme investing across large cap, mid cap, small cap stocks)

---

March 2024

# Index

---

**1**

**About Us**

**2**

**PGIM India – Equity Investment Process**

**3**

**Why Flexicaps?**

**4**

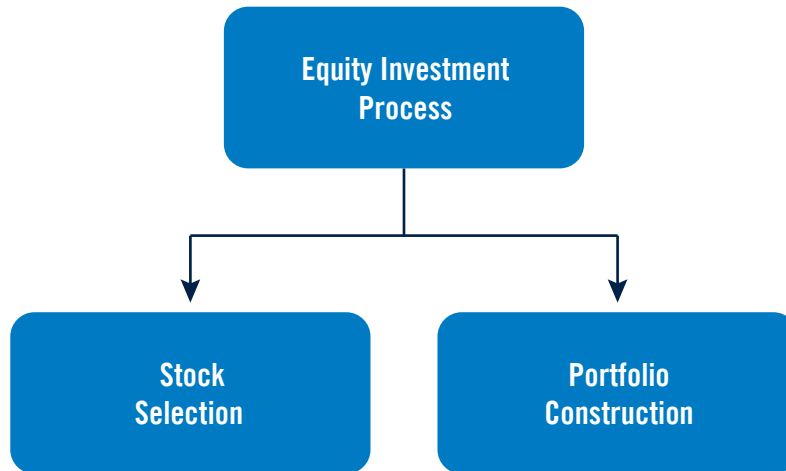
**Why PGIM India Flexi Cap Fund?**

# **PGIM India – Equity Investment Process**

# PGIM India – Equity Investment Process

---

Our investment process is based on the following pillars:



## Stock selection: Criteria to build fund house universe

- The starting point for our fund house universe will be all companies with market cap greater than Rs.1,000 crores (including any IPOs)
- As of Dec-2022, there are 1037 companies with market capitalization greater than Rs 1000 crores\*
- We then look at the following 3 parameters to further filter the universe:



### Quality

- Higher than peer average RoE
- Sustainable RoE



### Growth

- Higher than peer group growth in earnings
- Sustainable earnings growth

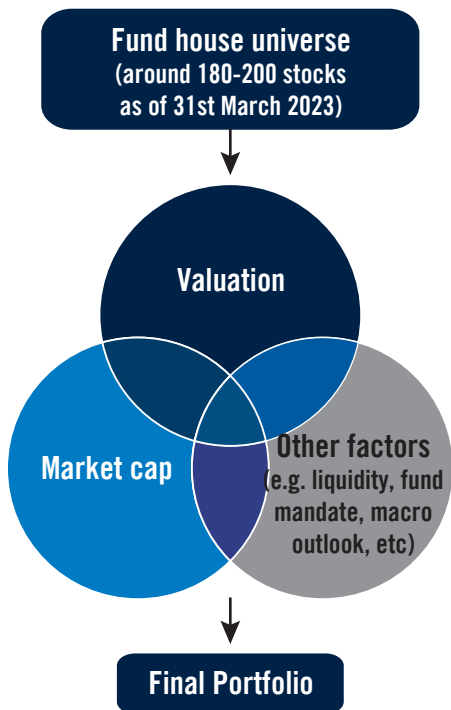


### Management

- Good quality management
- Good capital allocation track record
- Operating cash flow positive in 7 out of 10 years (ex financials) (In companies with less than 10 years of data available, at least 70% of the years should have generated positive operating cash flows)

\*Source: AMFI

# Portfolio Construction: Designing an optimal portfolio



## Portfolio construction principles

-  **Diversification**
-  **High Active Share**
-  **Lower portfolio turnover**
-  **True to mandate**

# Why Flexi Caps?

## Why Flexi Caps?

---

- Flexi Cap funds predominantly invests minimum of 65% of total assets in equity and equity related securities across any market cap and maximum of 35% in Money Market, Debt Securities, Liquid & Debt schemes of PGIM India Mutual Fund.\*
- Flexi Cap fund allows investors to diversify their investment portfolio across companies of different market capitalization, and thus mitigate risk to an extent.
- Unlike other funds focusing on a particular market cap segment, Flexi Cap funds can invest in any company irrespective of the company's market cap which gives flexibility to the fund manager in allocating the funds from vast universe of stocks which can possibly help in generating alpha in different market conditions.
- Flexi Cap fund is suitable for investors who wish to benefit from growth across the market and who are willing to park their money for long term.

\*Please refer SID, for more details on asset allocation.



**Why PGIM India Flexi Cap Fund?**

## Possible to participate in themes not available through Large Caps



### SOFTWARE PRODUCT DEVELOPMENT COMPANIES

India is seeing emergence of some interesting IT product companies. Different from the normal IT Services companies



### WATER & WATER TRANSPORTATION

Water will increasingly become a critical element in the eco-system of India. Higher population & erratic monsoons will require water transportation & river linking



### DISCRETIONARY RETAIL

This segment is a beneficiary of rising per capital GDP and higher discretionary spends. Many sub segments find no representation in large caps: Footwear, Clothing brands, Food & Retail chain



### HOSPITALITY

Increasing incomes will lead to people travelling more and holidaying. The need for hotel rooms & airlines will grow manifold

These are based in the Fund Managers outlook and are subject to change. The scheme may or may not invest in above themes. These themes may change depending upon the market conditions.

# Possible to participate in themes not available through Large Caps



## **REAL ESTATE**

Housing will be a long-term story in India. Post RERA, the transparency has gone up and overtime the competition will come down



## **CHEMICALS**

The sector is seeing a lot of vibrancy in terms of growth and profitability as China clamps down on pollution. Lots of business is flowing to India



## **HOME BUILDING**

As a corollary to the real estate sector, as the sector takes off, there will be a good demand of tiles, sanitary ware, etc. There is very little representation of large caps in the segment



## **STAFFING**

Manpower management is moving from unorganised to organised and the trend to outsource non-core activity will be a big theme, as corporates will focus on core activities and profitability

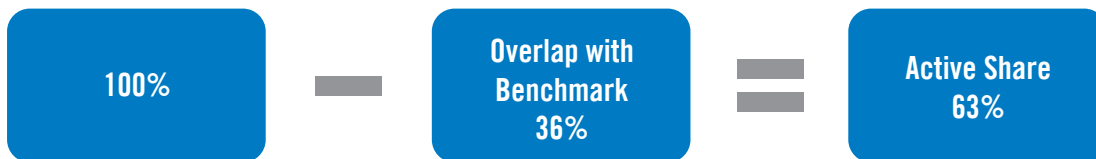
These are based in the Fund Managers outlook and are subject to change. The scheme may or may not invest in above themes. These themes may change depending upon the market conditions.

## Why PGIM India Flexi Cap Fund?

### Top 10 Holdings (% of net assets)

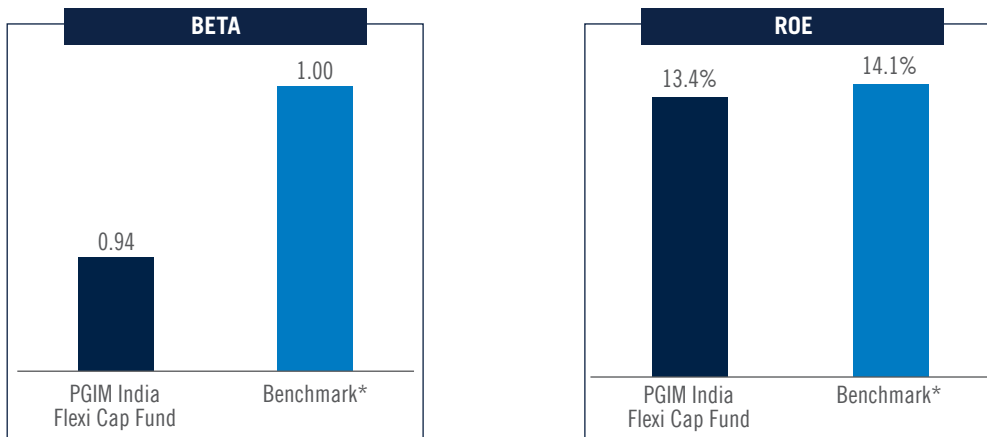
PGIM India Flexi cap Fund	38.2%
Benchmark*	33.9%

### High Active Share of 63%



Source: Bloomberg. Data as on March 28, 2024. \*Nifty 500 TR Index. Numbers may not add up to 100% due to rounding.

## Portfolio with Lower risk and Comparable profitability

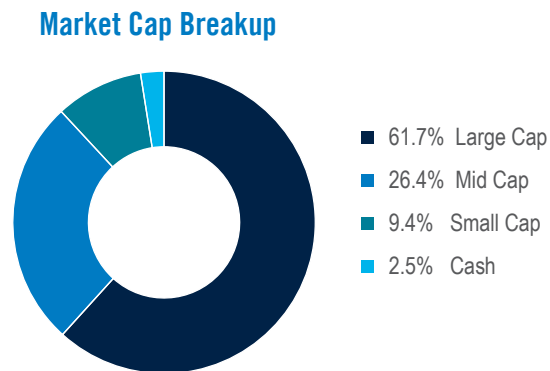


**A portfolio with lower risk (beta) and comparable profitability (ROE) v/s the benchmark index**

Data as on March 28, 2024 \*Nifty 500 TR1 ^Ex Financials. Source: Bloomberg

# Portfolio Metric - Current Sector and Stock Positioning

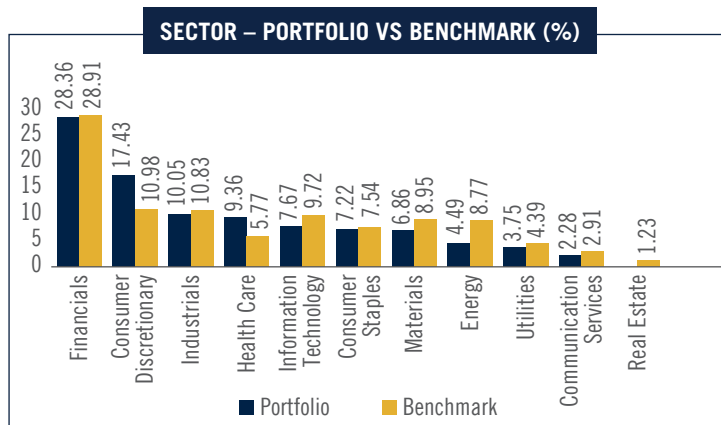
Stock (Top 10)	% Holding
ICICI Bank Ltd.	7.87
HDFC Bank Ltd.	6.94
Reliance Industries Ltd.	4.50
Varun Beverages Ltd.	3.53
Maruti Suzuki India Ltd.	2.68
LTIMindtree Ltd.	2.62
Max Healthcare Institute Ltd.	2.59
Axis Bank Ltd.	2.57
Mankind Pharma Ltd.	2.43
Avenue Supermarts Ltd.	2.38



Source: Bloomberg. Data as on 28 March 2024. These are based on the Fund Manager's outlook and are subject to change.

# Portfolio Metric - Current Sector and Stock Positioning

Top 5 Stocks Overweight	% Overweight
ICICI Bank Ltd	3.14
Varun Beverages Ltd	3.11
LTIMindtree Ltd	2.34
Mankind Pharma Ltd	2.32
Max Healthcare Institute Ltd	2.21
Top 5 Stocks Underweight	% Underweight
TCS Ltd	2.41
ITC Ltd	2.33
Infosys Ltd	1.88
State Bank Of India	1.78
Reliance Industries Ltd.	1.69



Source: Bloomberg. Data as on 28 March 2024. These are based on the Fund Manager's outlook and are subject to change.

# Fund Performance

	Fund		NIFTY 500 TRI*		NIFTY 50 TRI#	
	Returns (%)	Value (INR)*	Returns (%)	Value (INR)*	Returns (%)	Value (INR)*
<b>PGIM India Flexi Cap Fund-Reg(G)</b>						
Last 1 Year	27.12	12,695	40.75	14,049	30.27	13,008
Last 3 Years	15.34	15,331	19.32	16,970	16.35	15,736
Last 5 Years	18.46	23,341	17.19	22,112	15.27	20,356
Since Inception	13.37	31,230	13.20	30,815	11.99	27,949
<b>PGIM India Flexi Cap Fund(G)-Direct Plan</b>						
Last 1 Year	28.85	12,867	40.75	14,049	30.27	13,008
Last 3 Years	17.24	16,102	19.32	16,970	16.35	15,736
Last 5 Years	20.55	25,469	17.19	22,112	15.27	20,356
Since Inception	15.11	35,860	13.20	30,815	11.99	27,949

Date of Inception: Regular Plan: March 04,2015; Direct Plan: March 04, 2015. Above returns are CAGR – Compounded Annual Growth Rate.

^ Scheme Benchmark. # Standard Benchmark. \*Based on standard investment of Rs.10,000 made at the beginning of the relevant period. Past performance may or may not be sustained in future and should not be used as a basis for comparison with other investments. Different plans have a different expense structure.

Vinay Paharia (Equity Portion) is managing this fund since April 01, 2023. Anandha Padmanabhan Anjeneyan (Equity Portion) is managing this fund from June 01, 2021. Chetan Gindodia (Overseas Investments) is managing this fund from March 29, 2024. Puneet Pal (Debt Portion) is managing this fund from April 01, 2023. For performance of schemes managed by Vinay Paharia, Anandha Padmanabhan Anjeneyan, Chetan Gindodia and Puneet Pal refer to the next slides.

The above returns are as on March 28, 2024



## Performance of other schemes managed by Vinay Paharia

	Last 1 Year	Last 3 Years	Last 5 Years	Managing Since
<b>Top 3 Schemes Performance (%)</b>				
PGIM India Small Cap Fund*	30.11	–	–	April 01, 2023
NIFTY Smallcap 250 TRI^	64.60	–	–	
PGIM India Midcap Opportunities Fund*	29.24	19.86	23.97	April 01, 2023
NIFTY Midcap 150 TRI^	57.93	26.56	23.31	
PGIM India Large Cap Fund*	27.08	13.22	12.87	April 01, 2023
NIFTY 100 TRI^	35.01	17.00	15.50	
<b>Bottom 3 Schemes Performance (%)</b>				
PGIM India Equity Savings Fund*	9.52	7.62	7.31	April 01, 2023
NIFTY Equity Savings Index^	15.49	9.53	9.66	
PGIM India Balanced Advantage Fund*	17.35	9.86	–	April 01, 2023
CRISIL Hybrid 50+50 Moderate Index^	22.79	12.11	–	
PGIM India Hybrid Equity Fund*	20.99	11.19	10.61	April 01, 2023
CRISIL Hybrid 35+65 - Aggressive Index^	27.43	14.09	14.10	

^ Scheme Benchmark. All the above returns are in CAGR. CAGR – Compounded Annual Growth Rate. The performance provided is for Regular Plan - Growth Option. Past performance may or may not be sustained in future and should not be used as a basis for comparison with other investments. Past performance may or may not be sustained in future and should not be used as a basis for comparison with other investments. Different plans have a different expense structure. Vinay Paharia is managing 9 schemes of PGIM India Mutual Fund. \*PGIM India Midcap Opportunities Fund is co-managed by Anandha Padmanabhan Anjeneyan (Equity Portion) and Puneet Pal (Debt Portion). \*PGIM India Large Cap Fund is co-managed by Anandha Padmanabhan Anjeneyan (Equity Portion) and Bhupesh Kalyani (Debt Portion). \*PGIM India Small Cap Fund is co-managed by Anandha Padmanabhan Anjeneyan (Equity Portion), Harsh Kothari (Equity Portion), Chetan Gindodia (Overseas Investments) and Puneet Pal (Debt Portion). \*PGIM India Equity Savings Fund is co-managed by Anandha Padmanabhan Anjeneyan (Equity Portion), Chetan Chavan (Equity Portion) and Puneet Pal (Debt Portion). \*PGIM India Hybrid Equity Fund is co-managed by Anandha Padmanabhan Anjeneyan (Equity), Chetan Gindodia (Overseas Investments) and Puneet Pal (Debt). \*PGIM India Balanced Advantage Fund is co-managed by Anandha Padmanabhan Anjeneyan (Equity), Chetan Chavan (Equity), Chetan Gindodia (Overseas Investments) and Bhupesh Kalyani (Debt). Please refer to [www.pgimindiamf.com](http://www.pgimindiamf.com) for details on performance of all schemes including direct plans. Performance as on March 28, 2024.

## Performance of another scheme managed by Anandha Padmanabhan Anjneyan

	Last 1 Year	Last 3 Years	Last 5 Years	Managing Since
<b>Top 3 Schemes Performance (%)</b>				
PGIM India Small Cap Fund*	30.11	–	–	April 01, 2023
NIFTY Smallcap 250 TRI^	64.60	–	–	
PGIM India Midcap Opportunities Fund*	29.24	19.86	23.97	August 19, 2023
NIFTY Midcap 150 TRI^	57.93	26.56	23.31	
PGIM India Large Cap Fund*	27.08	13.22	12.87	August 19, 2023
NIFTY 100 TRI^	35.01	17.00	15.50	
<b>Bottom 3 Schemes Performance (%)</b>				
PGIM India Equity Savings Fund*	9.52	7.62	7.31	May 12, 2022
NIFTY Equity Savings Index^	15.49	9.53	9.66	
PGIM India Balanced Advantage Fund*	17.35	9.86	–	April 01, 2023
CRISIL Hybrid 50+50 Moderate Index^	22.79	12.11	–	
PGIM India Hybrid Equity Fund*	20.99	11.19	10.61	August 19, 2023
CRISIL Hybrid 35+65 - Aggressive Index^	27.43	14.09	14.10	

^ Scheme Benchmark. All the above returns are in CAGR. CAGR – Compounded Annual Growth Rate. The performance provided is for Regular Plan - Growth Option. Past performance may or may not be sustained in future and should not be used as a basis for comparison with other investments. Past performance may or may not be sustained in future and should not be used as a basis for comparison with other investments. Different plans have a different expense structure. Anandha Padmanabhan Anjneyan is managing 9 schemes of PGIM India Mutual Fund. \*PGIM India Midcap Opportunities Fund is co-managed by Vinay Paharia (Equity Portion) and Puneet Pal (Debt Portion). \*PGIM India Large Cap Fund is co-managed by Vinay Paharia (Equity Portion) and Bhupesh Kalyani (Debt Portion). \*PGIM India Small Cap Fund is co-managed by Vinay Paharia (Equity Portion), Harsh Kothari (Equity Portion), Chetan Gindodia (Overseas Investments) and Puneet Pal (Debt Portion). \*PGIM India Equity Savings Fund is co-managed by Vinay Paharia (Equity Portion), Chetan Chavan (Equity Portion) and Puneet Pal (Debt Portion). \*PGIM India Hybrid Equity Fund is co-managed by Vinay Paharia (Equity), Chetan Gindodia (Overseas Investments) and Puneet Pal (Debt). \*PGIM India Balanced Advantage Fund is co-managed by Vinay Paharia (Equity), Chetan Chavan (Equity), Chetan Gindodia (Overseas Investments) and Bhupesh Kalyani (Debt). Please refer to [www.pgimindiamf.com](http://www.pgimindiamf.com) for details on performance of all schemes including direct plans. Performance as on March 28, 2024.

## Performance of other schemes managed by Chetan Gindodia

	Last 1 Year	Last 3 Years	Last 5 Years	Managing Since
<b>Top 3 Schemes Performance (%)</b>				
PGIM India Global Equity Opportunities Fund	37.10	7.86	17.31	April 01, 2023
MSCI All Country World Index <sup>^</sup>	25.22	11.73	15.07	
PGIM India Small Cap Fund*	30.11	–	–	April 01, 2023
NIFTY Smallcap 250 TRI <sup>^</sup>	64.60	–	–	
PGIM India Hybrid Equity Fund*	20.99	11.19	10.61	April 01, 2023
CRISIL Hybrid 35+65 - Aggressive Index <sup>^</sup>	27.43	14.09	14.10	
<b>Bottom 3 Schemes Performance (%)</b>				
PGIM India Global Select Real Estate Securities Fund Of Fund	11.57	–	–	April 01, 2023
FTSE EPRA / NAREIT Developed Index <sup>^</sup>	10.24	–	–	
PGIM India Balanced Advantage Fund*	17.35	9.86	–	April 01, 2023
CRISIL Hybrid 50+50 Moderate Index <sup>^</sup>	22.79	12.11	–	
PGIM India Emerging Markets Equity Fund	19.43	-8.33	0.93	April 01, 2023
MSCI Emerging Market Index TRI <sup>^</sup>	9.83	-0.83	6.06	

<sup>^</sup> Scheme Benchmark. Past performance may or may not be sustained in future and should not be used as a basis for comparison with other investments. The above returns are for Regular Plan Growth Option. Above returns are in CAGR – Compounded Annual Growth Rate. Different plans have a different expense structure Mr. Chetan Gindodia (Dedicated Overseas Fund Manager) is managing 8 schemes of PGIM India Mutual Fund. On account of difference in scheme features, the performance of these schemes are not strictly comparable.

\*PGIM India Hybrid Equity Fund is co-managed by Anandha Padmanabhan Anjeneyan (Equity portion), Vinay Paharia (Equity Portion) and Puneet Pal (Debt portion). \*PGIM India Small Cap Fund is co-managed by Vinay Paharia (Equity Portion), Anandha Padmanabhan Anjeneyan (Equity Portion), Harsh Kothari (Equity Portion) and Puneet Pal (Debt Portion).

\*PGIM India Balanced Advantage Fund is co-managed by Vinay Paharia (Equity Portion), Anandha Padmanabhan Anjeneyan (Equity Portion), Harsh Kothari (Equity Portion) and Puneet Pal (Debt Portion). Please refer [www.pgimindiamf.com](http://www.pgimindiamf.com) for details on performance of all schemes (including Direct Plan). Performance as on March 28, 2024.

## Performance of other schemes managed by Puneet Pal

	Last 1 Year	Last 3 Years	Last 5 Years	Managing Since
<b>Top 3 Schemes Performance (%)</b>				
PGIM India Small Cap Fund*	30.11	–	–	April 01, 2023
NIFTY Smallcap 250 TRI^	64.60	–	–	
PGIM India Midcap Opportunities Fund*	29.24	19.86	23.97	July 16, 2022
NIFTY Midcap 150 TRI^	57.93	26.56	23.31	
PGIM India Hybrid Equity Fund*	20.99	11.19	10.61	April 01, 2023
CRISIL Hybrid 35+65 - Aggressive Index^	27.43	14.09	14.10	
<b>Bottom 3 Schemes Performance (%)</b>				
PGIM India Ultra Short Duration Fund*	6.65	5.01	6.60	December 13, 2017
CRISIL Ultra Short Duration Debt A-I Index^	7.61	5.75	5.94	
PGIM India Overnight Fund*	6.70	5.10	–	July 16, 2022
CRISIL Dynamic Bond A-III Index^	6.84	5.23	–	
PGIM India Arbitrage Fund*	6.95	5.01	4.84	July 16, 2022
NIFTY 50 Arbitrage Index^	8.17	5.72	5.10	

^ Scheme Benchmark. Past performance may or may not be sustained in future and should not be used as a basis for comparison with other investments. The above mentioned earlier are for Regular Plan - Growth Option. Above returns are in CAGR – Compounded Annual Growth Rate. Different plans have a different expense structure.

Mr. Puneet Pal is managing 16 schemes of PGIM India Mutual Fund. \*PGIM India Midcap Opportunities Fund is co-managed by Anandha Padmanabhan Anjeneyan (Equity), Vinay Paharia (Equity), Utsav Mehta (Equity). \*PGIM India Ultra Short Duration Fund is co-managed by Mr. Bhupesh Kalyani (Debt). \*PGIM India Hybrid Equity Fund is co-managed by Vinay Paharia (Equity), Anandha Padmanabhan Anjeneyan (Equity) and Chetan Gindodia (Overseas Investments). \*PGIM India Small Cap Fund is co-managed by Vinay Paharia (Equity), Anandha Padmanabhan Anjeneyan (Equity), Harsh Kothari (Equity Portion) and Chetan Gindodia (Overseas Investments) \*PGIM India Arbitrage Fund is co-managed by Chetan Chavan (Equity Portion). \*PGIM India Overnight Fund is co-managed by Bhupesh Kalyani (Debt). Returns for the benchmark have been calculated using TRI values. Top three and bottom three schemes managed by the fund manager have been derived on the basis of last one year performance ending on March 31, 2024. Performance as on March 31, 2024.

## Fund Facts

<b>Scheme Name</b>	<b>PGIM India Flexi Cap Fund</b>
<b>Type of scheme</b>	Flexi cap Fund - An open-ended dynamic equity scheme investing across large cap, mid cap, small cap stocks
<b>Investment objective</b>	To generate income & capital appreciation by predominantly investing in an actively managed diversified portfolio of equity & equity related instruments including derivatives.
<b>Plan / Options</b>	IDCW** (Payout of Income Distribution cum Capital Withdrawal option / Reinvestment of Income Distribution cum Capital Withdrawal option) and Growth.
<b>Exit Load</b>	For Exits within 90 days from date of allotment of units : 0.50%. For Exits beyond 90 days from date of allotment of units : NIL
<b>Fund Manager</b>	Vinay Paharia (Equity Portion), Anandha Padmanabhan Anjeneyan (Equity Portion), Chetan Gindodia (Overseas Investments), Puneet Pal (Debt Portion)
<b>Benchmark Index</b>	Nifty 500 TR Index

\*\*Income Distribution cum Capital Withdrawal option

# PGIM INDIA FLEXI CAP FUND

**Flexi Cap Fund - An open ended dynamic equity scheme investing across large cap, mid cap, small cap stocks**

This product is suitable for investors who are seeking\*:

- Capital appreciation over long term
- To generate income and capital appreciation by predominantly investing in an actively managed diversified portfolio of equity and equity related instruments including derivatives.
- Degree of risk – VERY HIGH

\*Investors should consult their financial advisers if in doubt about whether the product is suitable for them.



Investors understand that their principal will be at very high risk



Nifty 500 TR Index  
Benchmark riskometer is at very high risk



[care@pgimindia.co.in](mailto:care@pgimindia.co.in)

[www.pgimindiamf.com](http://www.pgimindiamf.com)

**Important Disclosures:** The information contained herein is provided by PGIM India Asset Management Private Limited (the AMC) on the basis of publicly available information, internally developed data and other third party sources believed to be reliable. However, the AMC cannot guarantee the accuracy of such information, assure its completeness, or warrant such information will not be changed. The information contained herein is current as of the date of issuance\* (or such earlier date as referenced herein) and is subject to change without notice. The AMC has no obligation to update any or all of such information; nor does the AMC make any express or implied warranties or representations as to its completeness or accuracy. There can be no assurance that any forecast made herein will be actually realized. These materials do not take into account individual investor's objectives, needs or circumstances or the suitability of any securities, financial instruments or investment strategies described herein for particular investor. Hence, each investor is advised to consult his or her own professional investment / tax advisor / consultant for advice in this regard. The information contained herein is provided on the basis of and subject to the explanations, caveats and warnings set out elsewhere herein. The views of the Fund Manager should not be construed as an advice and investors must make their own investment decisions regarding investment/ disinvestment in securities market and/or suitability of the fund based on their specific investment objectives and financial positions and using such independent advisors as they believe necessary.

© 2024 Prudential Financial, Inc. (PF) and its related entities. PGIM, the PGIM logo, and the Rock symbol are service marks of Prudential Financial, Inc., and its related entities, registered in many jurisdictions worldwide.

**Mutual fund investments are subject to market risks, read all scheme related documents carefully.**