

PGIM INDIA DYNAMIC BOND FUND

An open ended dynamic debt scheme investing across duration.
A relatively high interest rate risk and relatively low credit risk scheme.

Rated AAAMfs by ICRA##

October 2022



PGIM
India Mutual Fund

Why invest in PGIM India Dynamic Bond Fund?

- PGIM India Dynamic Bond Fund is rated as [ICRA] AAAMfs denoting the highest level of safety regarding timely receipt of payments from the investments the scheme has made.
- PGIM India Dynamic Bond Fund is an actively managed duration fund. The Fund seeks to generate Alpha by taking calls based on active duration / interest rates or on spreads between the curves (that is, the AAA and Government securities) or on the shape of the yield curve.

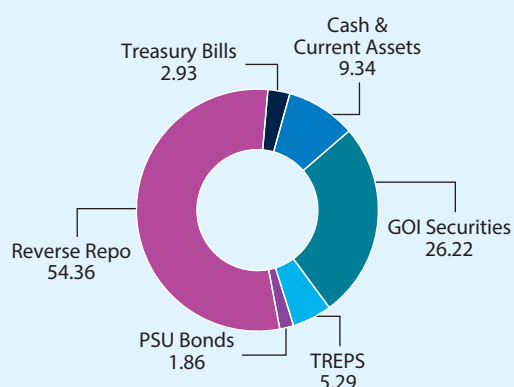
Portfolio Positioning*

- The Fund typically invests predominantly in Government Securities and AAA rated High Quality PSU / Corporate Bonds. The Fund is an actively managed duration fund.

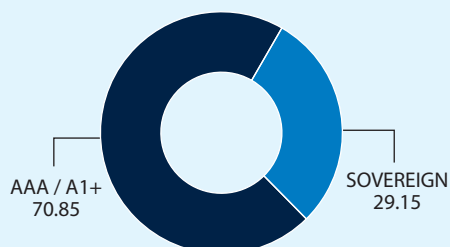
Who should invest?

PGIM India Dynamic Bond Fund is meant for investors who are averse to holding credit risk but who have an appetite to handle volatility arising from duration risk in the portfolio. Ideally meant for investors with a horizon of 18 months and longer.

Asset Allocation (% AUM)



Credit Quality Profile (% AUM)



Fund Details

AUM as on October 31, 2022 (₹ in Crore): 135.04

For the Debt Portfolio

Portfolio Yield (%)	6.55
Modified Duration (years)	1.51
Average Portfolio Maturity (years)	2.21
Macaulay Duration (years)	1.57

Portfolio Holdings

Issuer	% to Net Assets	Rating
7.26 GOI Mat 2032	10.72	SOV
5.74 GOI Mat 2026	5.84	SOV
7.54 GOI Mat 2036	3.70	SOV
7.38 GOI Mat 2027	3.70	SOV
364 Days Tbill Mat 2023	2.93	SOV
Food Corporation Of India	1.86	CRISIL AAA (SO)
6.54 GOI Mat 2032	1.21	SOV
5.22 GOI Mat 2025	0.71	SOV
6.99 GOI Mat 2051	0.22	SOV
7.17 Govt. Stock 2028	0.12	SOV

Please visit <https://www.pgimindiamf.com/statutory-disclosure/monthlyportfolio> for complete details on portfolio holding of the Scheme.

This scheme has exposure to floating rate instruments and / or interest rate derivatives. The duration of these instruments is linked to the interest rate reset period. The interest rate risk in a floating rate instrument or in a fixed rate instrument hedged with derivatives is likely to be lesser than that in an equivalent maturity fixed rate instrument. Under some market circumstances the volatility may be of an order greater than what may ordinarily be expected considering only its duration. Hence investors are recommended to consider the unadjusted portfolio maturity of the scheme as well and exercise adequate due diligence when deciding to make their investments

All the above data are as on October 31, 2022.

* These are based on fund manager's current outlook & Subject to change.

Fund Manager's View

- Indian Bonds were rangebound during the month even as global bond yields moved higher. The yield curve remained flat with the shorter end of the curve remaining elevated on expectations of further rate hikes while the long end of the curve was supported by real money investment demand. Currently, the Indian overnight swaps market is pricing in a terminal repo rate of 7.00%.
- The RBI, in our view, seems to be concerned about the external account and financial stability given the strength of the US dollar and consequent pressure on emerging market currencies, including the INR.
- The CPI Inflation for August (released in September) came in higher than expectations at 7.41% though it's expected to moderate towards 6% by April 2023.
- Inflation in the developed economies remained a concern as it exceeded expectations both in US and Europe though the Reserve Bank of Australia and Bank of Canada hiked their policy rates lower than market expectations.
- This resulted in some softening in global bond yields as markets anticipated that major Central banks like the US Fed and ECB will also slow down the pace of rate hikes. Bond markets across the world will be looking at any signs of dovishness from the US Fed in their November meeting.
- The INR weakened by 1.75% against the US Dollar in October to 82.78 from 81.35 at the start of the month. Brent also rose by 7.81% during the month as OPEC announced production cuts.
- We expect further rate hikes by the RBI as India will be required to maintain Interest rate differential with the Fed Funds rate in light of our Twin Deficits (Current and Fiscal Deficit). We expect the terminal repo rate to be at 6.50%-6.75% by Feb 2023.
- The Credit / Deposit ratio of the banking system continued to widen with credit growth @17.90% and deposit growth@9.60% on a YOY basis, putting pressure on short-term deposit rates and money market yields.

About Us

PGIM India Mutual Fund is a wholly owned business of PGIM, the global investment management business of the US based Prudential Financial, Inc. (PFI). PGIM India Asset Management is the full service investment manager of PGIM India Mutual Fund, offering a broad range of equity and fixed income solutions to retail and institutional investors throughout the country. We manage 22 open-ended funds operated by 16 investment professionals. In addition to managing our investors assets through domestic Mutual Funds, we also offer Offshore Funds and Portfolio Management Services. The fund house leverages the strength and stability of PGIM's 145-year legacy to build on its decade long history in India. Headquartered in Mumbai, PGIM India Mutual Fund has a presence in 27 cities across the country. PGIM India Mutual Fund brings a rich blend of global resources, intellectual acumen and local investment expertise and is committed to designing superior and meaningful, wealth building solutions for our investors. PGIM India provides unique training and educational programs for building exceptional capabilities and best business practices for its business associates.

Asset Allocation

Instruments	Indicative allocations (% of total Assets)		Risk Profile
	Minimum	Maximum	
Money market instruments & Debt Securities	0%	100%	Medium

Please refer to the Scheme Information Document for more details on asset allocation.

Key Features



Benchmark index:

CRISIL Dynamic Bond Fund AIII Index@
 (@w.e.f. April 01, 2022, the benchmark has been changed from CRISIL Composite Bond Fund Index to CRISIL Dynamic Bond Fund AIII Index.)



Fund Manager:

Mr. Puneet Pal and
 (w.e.f. September 13, 2022) Mr. Bhupesh Kalyani



Exit load: Nil

Potential Risk Class

Credit Risk →	Relatively Low (Class A)	Moderate (Class B)	Relatively High (Class C)
Interest Rate Risk ↓			
Relatively Low (Class I)			
Moderate (Class II)			
Relatively High (Class III)	A-III		

Macaulay Duration: The Macaulay duration is the weighted average term to maturity of the cash flows from a bond. The weight of each cash flow is determined by dividing the present value of the cash flow by the price.

##ICRA has assigned the "[ICRA] AAAMfs" (pronounced as ICRA triple A m f s) rating to the PGIM India Dynamic Bond Fund. Schemes with this rating are considered to have the highest degree of safety regarding timely receipt of payments from the investments that they have made. The ratings should, however, not be construed as an indication of the performance of the Mutual Fund scheme or of volatility in its returns For complete rating scale and definitions please refer to ICRA's Website www.icra.in or other ICRA Rating Publications ICRA Credit Quality Rating Methodology for debt mutual fund schemes ICRA's mutual fund rating methodology is based on evaluating the inherent credit quality of the fund's portfolio. As a measure of the credit quality of a debt fund's assets, ICRA uses the concept of "credit scores". These scores are based on ICRA's estimates of credit risk associated with each exposure of the portfolio taking into account its maturity. To quantify the credit risk scores, ICRA uses its database of historical default rates for various rating categories for various maturity buckets. The credit risk ratings incorporate ICRA's assessment of a debt fund's published investment objectives and policies, its management characteristics, and the creditworthiness of its investment portfolio. ICRA reviews relevant fund information on an ongoing basis to support its published rating opinions. If the portfolio credit score meets the benchmark of the assigned rating during the review, the rating is retained. In an event that the benchmark credit score is breached, ICRA gives a month's time to the debt fund manager to bring the portfolio credit score within the benchmark credit score. If the debt fund manager is able to reduce the portfolio credit score within the benchmark credit score, the rating is retained. If the portfolio still continues to breach the benchmark credit score, the rating is revised to reflect the change in credit quality.

pgim india mutual fund



1800 2667 446

Connect with us on:



The views of the Fund Manager should not be construed as an advice and investors must make their own investment decisions regarding suitability of the funds based on their specific investment objectives and financial positions and using such independent advisors as they believe necessary.

©2022 Prudential Financial, Inc. (PFI) and its related entities. PGIM, the PGIM logo, and the Rock symbol are service marks of Prudential Financial, Inc., and its related entities, registered in many jurisdictions worldwide.

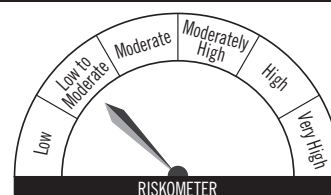
Mutual Fund investments are subject to market risks, read all scheme related documents carefully.

Riskometer

This product is suitable for investors who are seeking*:

- Regular income for short term
- To generate returns through active management of a portfolio of debt and money market instruments
- Degree of risk – LOW TO MODERATE

*Investors should consult their financial advisers if in doubt about whether the product is suitable for them.



Investors understand that their principal will be at low to moderate risk