



PGIM
India Mutual Fund

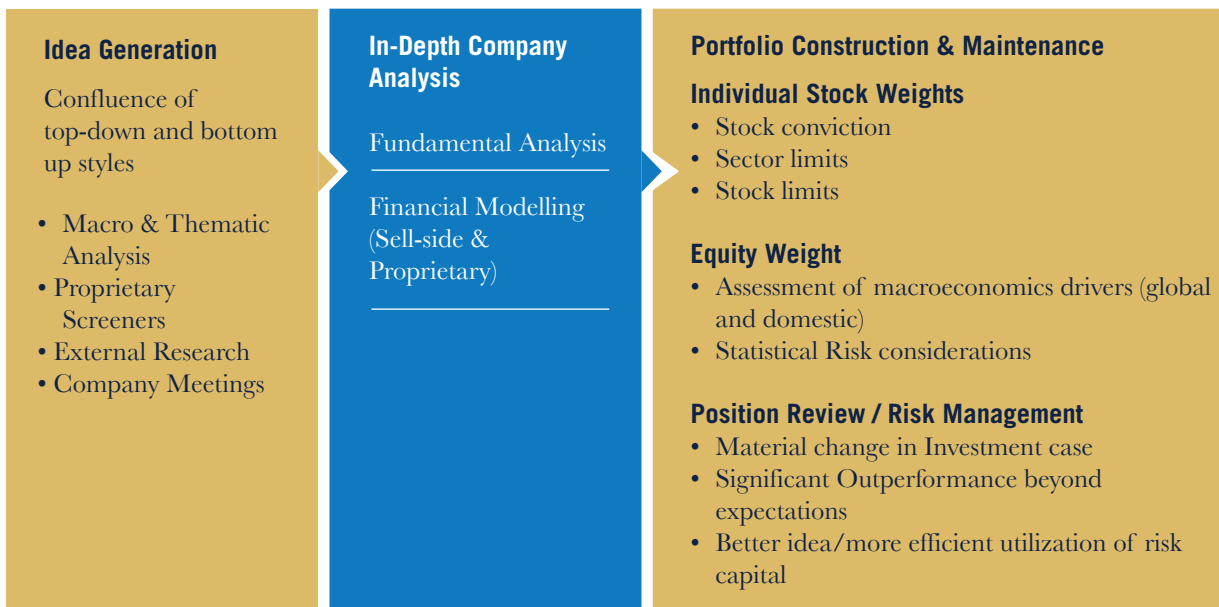
Gain from experience

PGIM INDIA FLEXI CAP FUND

Earlier known as PGIM India Diversified Equity Fund
(Flexi Cap Fund - An open ended dynamic equity scheme investing across large cap,
mid cap, small cap stocks)

March 2021

Investment Process Overview



Investment Philosophy

A disciplined approach to Investment Management

Respect for Capital

Strong focus on Return on Capital Employed (RoCE) & Return on Equity (RoE)

Operating Leadership

A leader or competent challenger in its operating space

Sector Dominance

- Favour industries gearing up for consolidation
- Avoid industries slated for fragmentation

Solid Financials

- Conservative debt
- Positive operating cash flows
- Strong projected cash flow generation

Possible to participate in themes not available through Large Caps



SOFTWARE PRODUCT DEVELOPMENT COMPANIES

- India is seeing emergence of some interesting IT product companies.
- Different from the normal IT Services companies



WATER & WATER TRANSPORTATION

Water will increasingly become a critical element in the eco-system of India. Higher population & erratic monsoons will require water transportation & river linking



DISCRETIONARY RETAIL

This segment is a beneficiary of rising per capital GDP and higher discretionary spends. Many sub segments find no representation in large caps:

- Footwear
- Clothing brands
- Food & Retail chain



HOSPITALITY

Increasing incomes will lead to people travelling more and holidaying. The need for hotel rooms & airlines will grow manifold

The scheme may or may not invest in above themes. These themes may change depending upon the market conditions and FM discretion. These are based on the Fund Managers outlook and are subject to change.

Possible to participate in themes not available through Large Caps



REAL ESTATE

Housing will be a long-term story in India. Post RERA, the transparency has gone up and overtime the competition will come down.



CHEMICALS

The sector is seeing a lot of vibrancy in terms of growth and profitability as China clamps down on pollution. Lots of business is flowing to India



HOME BUILDING

As a corollary to the real estate sector, as the sector takes off, there will be a good demand of tiles, sanitary ware, etc. There is very little representation of large caps in the segment.



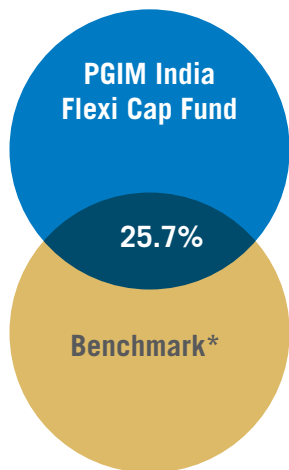
STAFFING

Manpower management is moving from unorganised to organised and the trend to outsource non-core activity will be a big theme, as corporates will focus on core activities and profitability

The scheme may or may not invest in above themes. These themes may change depending upon the market conditions and FM discretion. These are based on the Fund Managers outlook and are subject to change.

Why PGIM India Diversified Equity Fund?

Low Portfolio Overlap at 25.7%

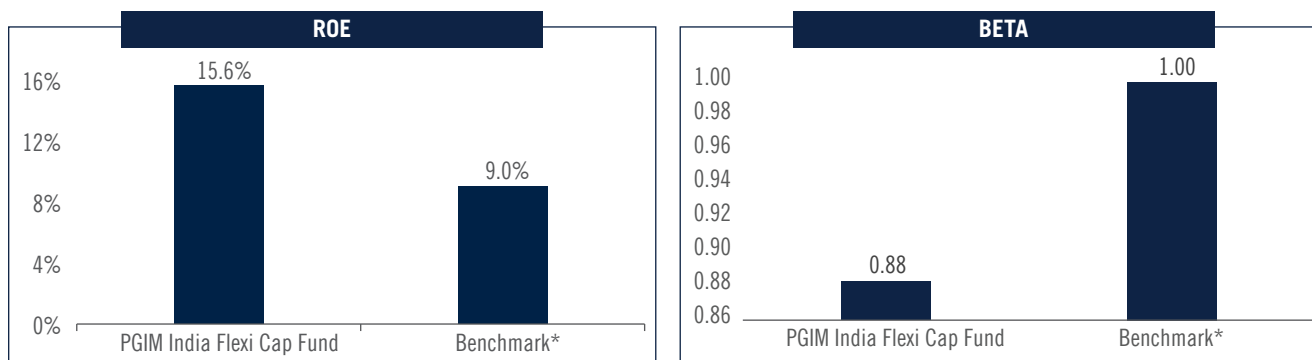


Top ideas beyond the Benchmark



Data as on March 31, 2021. Nifty 500 TR Index. These are based in the Fund Managers outlook and are subject to change. Stocks referred to in the presentation are only for the purpose of understanding and should not be used as investment advice.

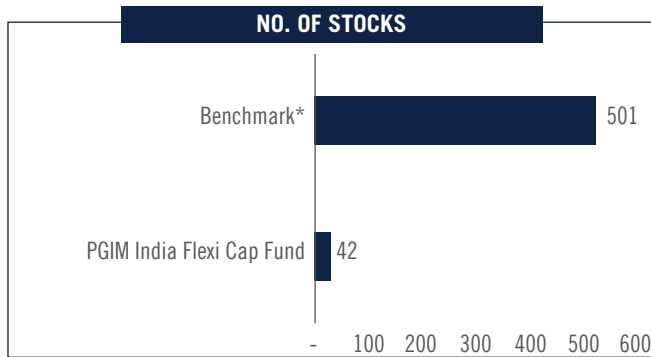
Quality Portfolio



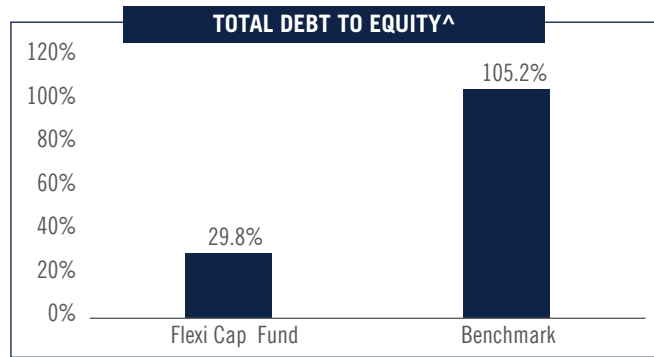
A higher Return on Equity (ROE) and beta close to the benchmark shows the quality of the portfolio.

Data as on March 31, 2021. *Nifty 500 TRI. Source: Bloomberg

High Conviction, Low Leverage



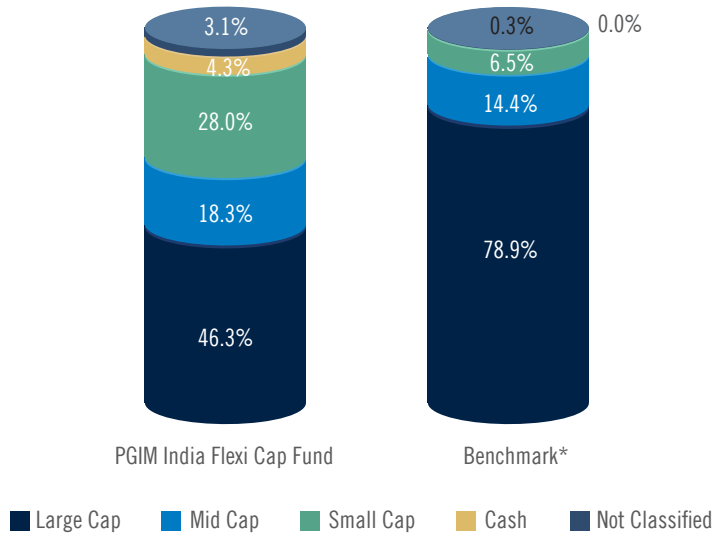
Fewer stocks shows higher conviction and focus



Quality portfolio as measured by Total Debt to Equity

Data as on March 31, 2021. *Nifty 500 TRI. ^Ex-Financials. Source: Bloomberg

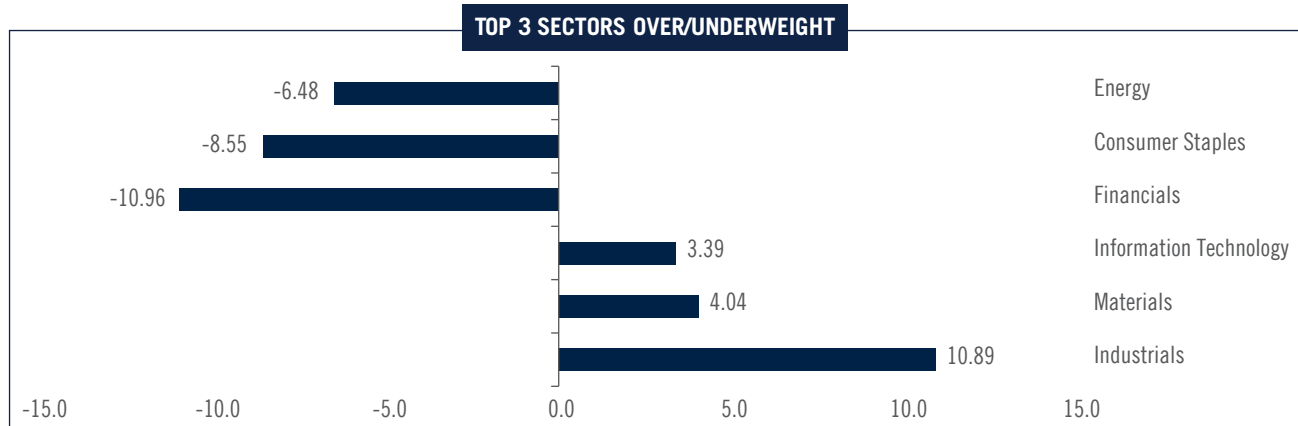
Portfolio Metrics



Data as on March 31, 2021. *Nifty 500 TRI. Source: Bloomberg.

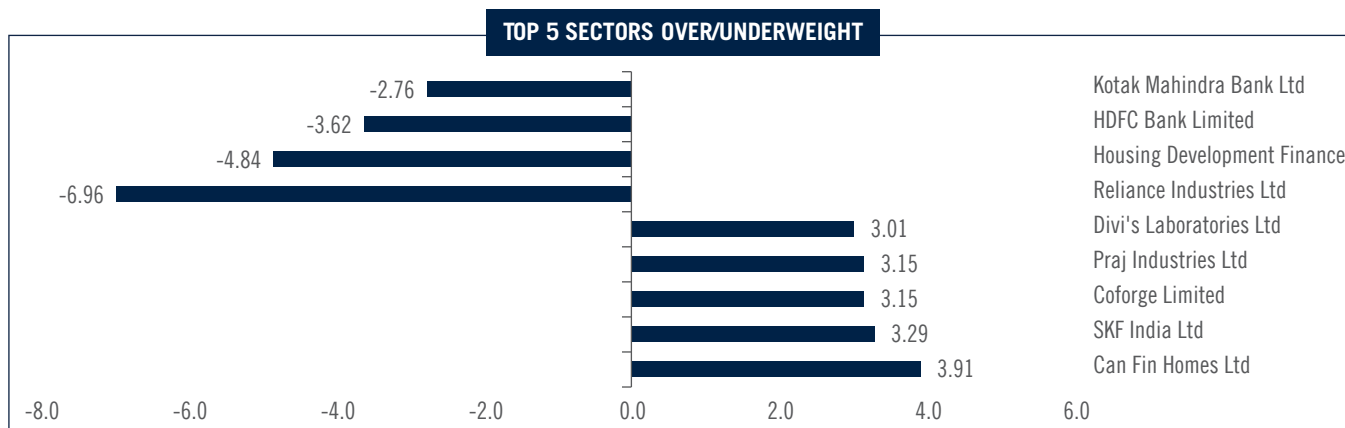
These are based in the Fund Managers outlook and are subject to change. Others category comprises of those stocks which are not classified by AMFI

Portfolio Positioning



Data as on March 31, 2021. Source: Bloomberg. These are based in the Fund Managers outlook and are subject to change.

Portfolio Positioning



Data as on March 31, 2021. Source: Bloomberg. These are based in the Fund Managers outlook and are subject to change.

FUND PERFORMANCE



Fund Performance

	Fund		NIFTY 500 TRI*		NIFTY 50 TRI#	
	Returns (%)	Value (INR)*	Returns (%)	Value (INR)*	Returns (%)	Value (INR)*
PGIM India Flexi Cap Fund-Reg(G)						
Last 1 Year	95.49	19,548.94	77.58	17,757.57	72.54	17,253.52
Last 3 Years	16.75	15,920.82	12.66	14,302.48	14.63	15,069.22
Last 5 Years	16.60	21,564.63	15.16	20,264.77	15.13	20,235.91
Since Inception	12.42	20,370.00	10.31	18,158.66	9.91	17,761.28
PGIM India Flexi Cap Fund(G)-Direct Plan						
Last 1 Year	99.37	19,937.33	77.58	17,757.57	72.54	17,253.52
Last 3 Years	19.02	16,866.48	12.66	14,302.48	14.63	15,069.22
Last 5 Years	18.58	23,453.05	15.16	20,264.77	15.13	20,235.91
Since Inception	14.08	22,270.00	10.31	18,158.66	9.91	17,761.28

Date of Inception: Regular Plan: March 04,2015; Direct Plan: March 04, 2015. Above returns are CAGR – Compounded Annual Growth Rate.

^ Scheme Benchmark. # Standard Benchmark. *Based on standard investment of ₹ 10,000 made at the beginning of the relevant period. **Past performance may or may not be sustained in future and should not be used as a basis for comparison with other investments.** Different plans have a different expense structure.

Aniruddha Naha is managing this fund (for equity and equity related investments) since April 05, 2018 and Anandha A is managing this fund (for Overseas investments) since January 31, 2021. The above returns are as on March 31, 2021.

w.e.f. January 31, 2021, the name and type of the scheme has changed to PGIM India Flexi Cap Fund and Flexi Cap Fund - An open ended dynamic equity scheme investing across large cap, mid cap, small cap stocks, respectively.

Fund Performance

Performance of other schemes managed by Aniruddha Naha

	Last 1 Year		Last 3 Year		Last 5 Year		Benchmark	Fund Manager Details	
	Scheme (%)	Benchmark (%)	Scheme (%)	Benchmark (%)	Scheme (%)	Benchmark (%)		Fund Manager	Managing Since
PGIM India Midcap Opportunities Fund	117.44	103.91	17.84	9.13	17.15	14.35	NIFTY Midcap 100 TRI	Aniruddha Naha	April 5th 2018

Past performance may or may not be sustained in future and should not be used as a basis for comparison with other investments. CAGR – Compounded Annual Growth Rate. The above returns are for Regular Plan - Growth Option. Different plans have a different expense structure. Mr Aniruddha Naha is managing 3 schemes of PGIM India Mutual Fund. On account of the difference in scheme features the performance of these schemes is not strictly comparable. Please refer to www.pgimindiamf.com for details on performance of all schemes (including direct plans). Performance as on 31st March 2021.

Performance of other schemes managed by Anandha A

	Last 1 Year		Last 3 Year		Last 5 Year		Benchmark	Fund Manager Details	
	Scheme (%)	Benchmark (%)	Scheme (%)	Benchmark (%)	Scheme (%)	Benchmark (%)		Fund Manager	Managing Since
PGIM India Hybrid Equity Fund	49.49	49.75	7.95	12.92	8.91	13.62	CRISIL Hybrid 35+65 - Aggressive Index	Anandha A	March 19th 2021
PGIM India Emerging Markets Equity Fund	46.64	50.58	9.10	8.09	8.38	11.71	MSCI Emerging Markets Index	Anandha A	October 24th 2020

Past performance may or may not be sustained in future and should not be used as a basis for comparison with other investments. CAGR – Compounded Annual Growth Rate. The above returns are for Regular Plan - Growth Option. Different plans have a different expense structure. Mr. Anandha A is managing 4 schemes of PGIM India Mutual Fund. On account of difference in scheme features, the performance of these schemes are not strictly comparable. Please refer www.pgimindiamf.com for details on performance of all schemes (including Direct Plan). Returns for PGIM India Balanced Advantage Fund are not provided, as the scheme has not completed one year of performance. Performance as on March 31, 2021

PGIM INDIA FLEXI CAP FUND

(Earlier known as PGIM India Diversified Equity Fund)

**Flexi Cap Fund - An open ended dynamic equity scheme
investing across large cap, mid cap, small cap stocks**

This product is suitable for investors who are seeking*:

- Capital appreciation over long term
- To generate income and capital appreciation by predominantly investing in an actively managed diversified portfolio of equity and equity related instruments including derivatives.
- Degree of risk – VERY HIGH

*Investors should consult their financial advisers if in doubt about whether the product is suitable for them.



RISKOMETER
Investors understand that their
principal will be at very high risk



care@pgimindia.co.in

www.pgimindiamf.com

Important Disclosures: The information contained herein is provided by PGIM India Asset Management Private Limited (erstwhile known as DHFL Pramerica Asset Managers Private. Ltd.) (the AMC) on the basis of publicly available information, internally developed data and other third party sources believed to be reliable. However, the AMC cannot guarantee the accuracy of such information, assure its completeness, or warrant such information will not be changed. The information contained herein is current as of the date of issuance* (or such earlier date as referenced herein) and is subject to change without notice. The AMC has no obligation to update any or all of such information; nor does the AMC make any express or implied warranties or representations as to its completeness or accuracy. There can be no assurance that any forecast made herein will be actually realized. These materials do not take into account individual investor's objectives, needs or circumstances or the suitability of any securities, financial instruments or investment strategies described herein for particular investor. Hence, each investor is advised to consult his or her own professional investment / tax advisor / consultant for advice in this regard. The information contained herein is provided on the basis of and subject to the explanations, caveats and warnings set out elsewhere herein. The views of the Fund Manager should not be construed as an advice and investors must make their own investment decisions regarding investment/ disinvestment in securities market and/or suitability of the fund based on their specific investment objectives and financial positions and using such independent advisors as they believe necessary.

© 2020 Prudential Financial, Inc. (PFI) and its related entities. PGIM, the PGIM logo, and the Rock symbol are service marks of PFI and its related entities, registered in many jurisdictions worldwide.

Mutual fund investments are subject to market risks, read all scheme related documents carefully.