



PGIM INDIA CREDIT RISK FUND

An open ended debt scheme predominantly investing in AA and below rated corporate bonds (excluding AA+ rated corporate bonds)

July 2019

Why invest in PGIM India Credit Risk Fund?

The PGIM India Credit Risk Fund is an accrual fund that invests in a portfolio of securities with a relatively high accrual. The fund predominantly invests in AA/A and equivalents rated papers.

Sources of Value Addition

- **Carry/Coupon accrual:** Overall return on the fund would be driven primarily by higher absolute accruals /'carry'
- **Roll-down Effect:** The fund also benefits from a curve roll-down' effect.
- **Yield Decline/Rate cuts:** Capital appreciation can also arise from potential softening in yields on the back of improving macro economic factors.
- **Play on credit upcycle:** As the economic recovery picks up, entities in the A and AA rated space could enjoy positive rating migration; which can lead to price appreciation.

Investment Strategy

- The fund's investment strategies will focus on constructing fixed income portfolios across the credit spectrum in line with above objective, maintaining an optimum balance of credit quality, liquidity and yield.
- The fund has an actively managed portfolio of short and medium term corporate bonds
- The Portfolio follows an accrual strategy
- The fund is positioned to capture opportunities in the accrual and credit space.

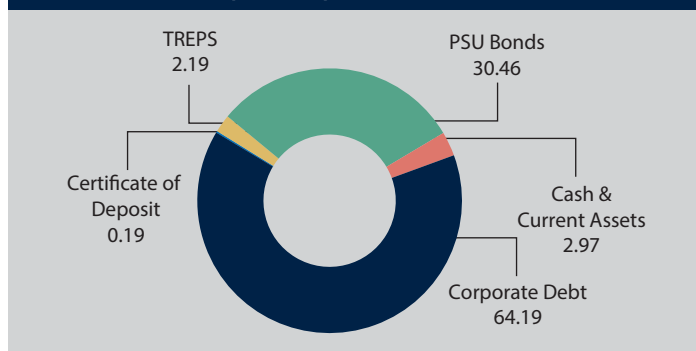
Portfolio Positioning*

- Portfolio is predominantly invested in a diversified mix of AAA / AA / A rated issuers

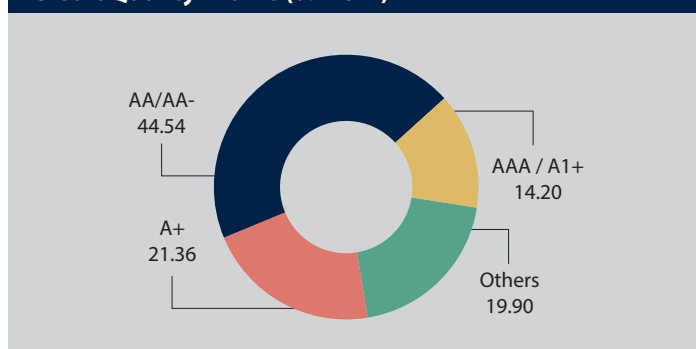
Who should invest?

Investors looking to invest in a low volatility product with a 3 year time frame, can consider PGIM India Credit Risk Fund as an ideal investment avenue.

Asset Allocation (% AUM)



Credit Quality Profile (% AUM)



Fund Details

AUM as on July 31, 2019 (₹ in Crore):	528.45
For the Debt Portfolio	
Portfolio Yield (%)	13.76%
Modified Duration (years)	1.31
Average Portfolio Maturity (years)	1.79

Portfolio (Top Ten Holdings)

Issuer	% to Net Assets	Rating
Punjab And Sind Bank	9.50	ICRA A+
UP Power Corporation Limited	8.44	AA(IND)(SO)
Business Broadcast News Holdings Limited ¹	7.76	CARE BBB(SO)
Green Infra Wind Energy Ltd ²	7.61	CRISIL AA (SO)
Hansdeep Industries & Trading Company Ltd ³	7.60	CARE AA-(SO)
Nuvuco Vistas Ltd ⁴	7.52	CRISIL AA
Tata Housing Development Company Ltd	6.71	ICRA AA
Yes Bank Ltd.	5.94	ICRA BBB+
Reliance Commercial Finance Pvt. Ltd. ¹	5.40	CARE BBB(SO)
National Bank For Agriculture & Rural Development	4.79	CRISIL AAA

¹ Guaranteed by Reliance Capital Ltd.

² Part of Sembcorp / Temasek Singapore

³ Wholly owned by J.K. Lakshmi Cement

⁴ Owned by Nirma Group

All the above data are as on July 31, 2019

* These are based on fund manager's current outlook & Subject to change.

Performance

Period	Fund		CRISIL Composite AA Short Term Bond Index [^]		CRISIL 1 Year T-Bill Index [#]	
	Returns (%)	Value (INR)*	Returns (%)	Value (INR)*	Returns (%)	Value (INR)*
Regular Plan						
Last 1 Year	1.97	10,197.36	8.84	10,883.93	8.25	10,824.69
Last 3 Years	5.29	11,671.75	8.26	12,687.37	6.79	12,177.50
Since Inception	7.46	14,162.50	8.89	15,101.65	7.28	14,050.88
Direct Plan						
Last 1 Year	2.97	10,297.39	8.84	10,883.93	8.25	10,824.69
Last 3 Years	6.41	12,048.44	8.26	12,687.37	6.79	12,177.50
Since Inception	8.34	14,733.44	8.89	15,101.65	7.28	14,050.88

Date of Inception: Regular Plan: September 29, 2014; Direct Plan: September 29, 2014.

All the above returns are CAGR. CAGR – Compounded Annual Growth Rate

The above returns are as on July 31, 2019. [^] Scheme Benchmark (earlier known as CRISIL AA Short Term Bond Index). [#] Standard Benchmark.

*Based on standard investment of ₹10,000 made at the beginning of the relevant period. Past performance may or may not be sustained in future and should not be used as a basis for comparison with other investments. Last 5 years returns are not provided since the scheme has not completed 5 years.

Returns for the benchmark have been calculated using TRI values.

Different plans have a different expense structure.

Kumaresh Ramakrishnan managing this fund since March 2016. Past performance may or may not be sustained in future.

For other schemes managed by Kumaresh Ramakrishnan, please refer below table.

Performance of other funds managed by Fund Manager Kumaresh Ramakrishnan as on July 31, 2019

	Last 1 Year	Last 3 Years	Last 5 Years	Managing Since
Top 3 Schemes Performance (%)				
PGIM India Ultra Short Term Fund [§]	11.4	8.56	8.75	January 2011
CRISIL Liquid Fund Index [^]	7.63	7.16	7.6	
PGIM India Fixed Duration Fund - Series AY	11.03	—	—	May 2018
CRISIL Composite Bond Fund Index [^]	12.76	—	—	
PGIM India Fixed Duration Fund - Series BA	10.94	—	—	June 2018
CRISIL Composite Bond Fund Index [^]	12.76	—	—	
Bottom 3 Schemes Performance (%)				
PGIM India Fixed Duration Fund - Series AT	-2.17	—	—	March 2018
CRISIL Composite Bond Fund Index [^]	12.76	—	—	
PGIM India Fixed Duration Fund - Series AZ	-7.46	—	—	June 2018
CRISIL Composite Bond Fund Index [^]	12.76	—	—	
PGIM India Low Duration Fund	-9.76	1.27	4.44	March 2016
CRISIL Low Duration Debt Index [^]	8.94	7.83	8.38	

[§] Jointly with Kunal Jain (w.e.f. January 05, 2018)

[^] Benchmark. Past performance may or may not be sustained in future and should not be used as a basis for comparison with other investments.

The above returns are of Regular Plan - Growth Option of respective schemes.

All the above returns are CAGR. CAGR - Compounded Annual Growth Rate.

Different plans have a different expense structure. Returns for the benchmark have been calculated using TRI values.

Mr. Kumaresh Ramakrishnan is managing 30 schemes of PGIM India Mutual Fund as on August 27, 2019.

Top three and bottom three schemes managed by the fund manager have been derived on the basis of last one year performance ending on July 31, 2019.

On account of difference in scheme features, the performance of these schemes are not strictly comparable. Please refer www.pgimindiamf.com for details on performance of all schemes (including Direct Plan).

Key Features



Benchmark Index:
CRISIL Composite AA Short Term Bond Index



Fund Manager:
Mr. Kumaresh Ramakrishnan



Minimum application amount: Minimum of Rs. 5000/- and in multiples of Re. 1/- thereafter.

Minimum additional investment amount: Minimum of Rs. 1000/- and in multiples of Re. 1/- thereafter or 100 units.

Minimum repurchase / redemption amount: Minimum of Rs. 100/- and in multiples of Re. 1/- thereafter or 0.1 units or account balance, whichever is lower.



Long Term Withdrawal Facility:

- Long Term Withdrawal Facility instalment amount per month can be fixed at 0.75%, 0.60% or 0.50% of the investment amount and will be rounded-off to the nearest highest multiple of Re.1. Minimum amount required for availing the said facility is Rs.1 lakh
- Monthly, stable cash flow
- Tax Efficient: Long Term Withdrawal Facility is a tax efficient and convenient way to manage monthly cash flows. Only realized gains each month would be subject to capital gains tax.
- No TDS: There is no Tax Deduction at Source (TDS) for resident investors on redemptions from a mutual fund scheme, so you get to enjoy the full benefits of your investment.
- Start getting cashflows from the immediately following month, provided a minimum time gap of 30 days from the date of request.

Long Term Withdrawal Facility is only a feature for regular withdrawal from the scheme and shall not be construed as an assurance or guarantee of return.



Exit load: 10% of the units allotted may be redeemed without any exit load within 1 year from the date of allotment; Any redemptions in excess of the above mentioned limit would be subject to an exit load of 1%, if the units are redeemed within 1 year from the date of allotment of units; Nil - If the units are redeemed after 1 year from the date of allotment of units.

About Us

PGIM India Mutual Fund is a wholly owned business of PGIM, the global investment management business of the US based Prudential Financial, Inc. (PFI). PGIM India Mutual Fund offers a broad range of equity and fixed income solutions to retail and institutional investors throughout the country. We manage 18 open-ended funds operated by 16 investment professionals. In addition to managing our investors assets through domestic Mutual Funds, we also offer Offshore Funds and Portfolio Management Services. The fund house leverages the strength and stability of PGIM's 140-year legacy to build on its decade long history in India.

PGIM is the global investment management business of PFI, one of the top 10 investment managers with over USD 1.2 trillion¹ in asset under management. PGIM offers a wide range of actively managed asset classes and investment styles including Equities, Fixed Income and Real Estate. It has its presence across 15 countries in 37 offices with over 1,200+ investment professionals.

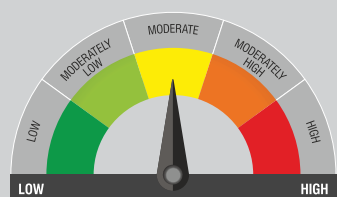
¹All Information as of March 31, 2019

Riskometer

This product is suitable for investors who are seeking*:

- Income and capital appreciation over medium to long term
- Investments predominantly in AA and below rated corporate debt securities (excluding AA+ rated corporate bonds) of various maturities
- Degree of risk – MODERATE

*Investors should consult their financial advisers if in doubt about whether the product is suitable for them.



Investors understand that their principal will be at moderately low risk

Investment Style Box

Credit Quality

	High	Medium	Low
High			
Medium			
Low			
Very Low			

Interest Rate Sensitivity

The views of the Fund Manager should not be construed as an advice and investors must make their own investment decisions regarding suitability of the funds based on their specific investment objectives and financial positions and using such independent advisors as they believe necessary. Mutual Fund investments are subject to market risks, read all scheme related documents carefully.

Connect with us on: www.pgimindiamf.com 1800 2667 446

Mutual Fund Investments are subject to market risks, read all scheme related documents carefully.

© 2019 Prudential Financial, Inc. (PFI) and its related entities. PFI of the United States is not affiliated with Prudential plc, a company incorporated in the United Kingdom. The PGIM logo and the Rock symbol are service marks of PFI and its related entities, registered in many jurisdictions worldwide.